

**PUPIL QUESTIONNAIRE**  
**Summary of Responses**  
**May 2018**

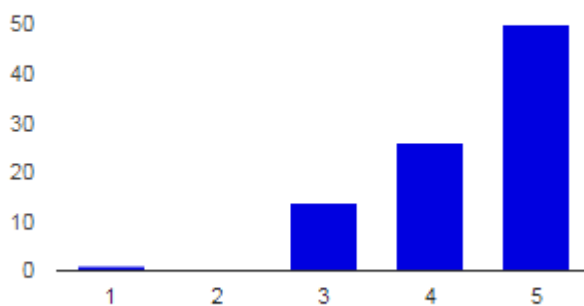


Guiding, Uniting and Promoting Success

# 92 responses

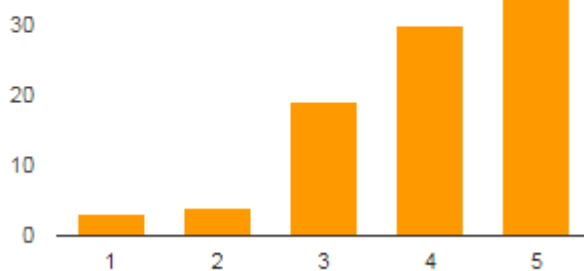
[View all responses](#)   [Publish analytics](#)

## I feel safe and cared for in school.



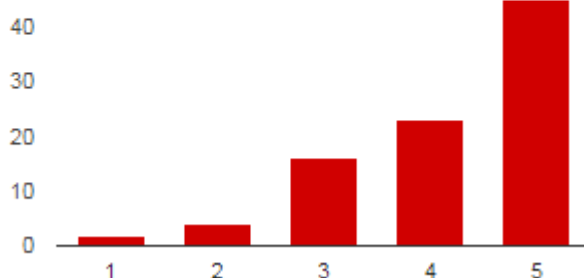
Not at all:	1	1	1.1%
	2	0	0%
	3	14	15.4%
	4	26	28.6%
Very much:	5	50	54.9%

## I enjoy school.



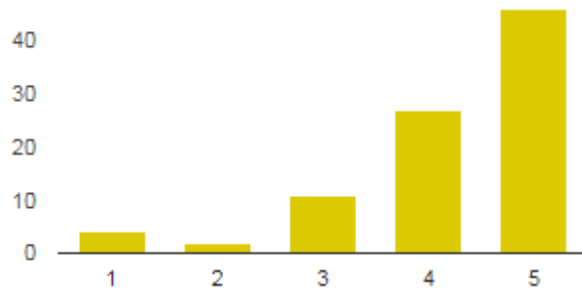
Not at all:	1	3	3.3%
	2	4	4.4%
	3	19	20.9%
	4	30	33%
Very much:	5	35	38.5%

## My school helps me to be healthy.



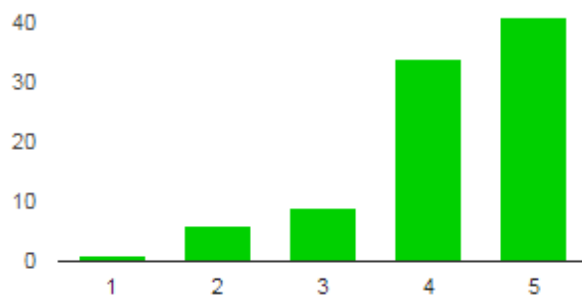
Not at all:	1	2	2.2%
	2	4	4.4%
	3	16	17.8%
	4	23	25.6%
Very much:	5	45	50%

### I learn a lot in lessons.



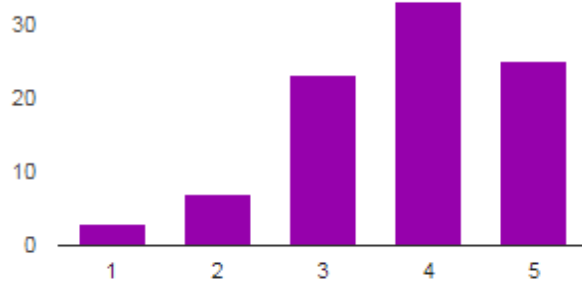
Not at all: 1	4	4.4%
2	2	2.2%
3	11	12.2%
4	27	30%
Very much: 5	46	51.1%

### I get help when I need it.



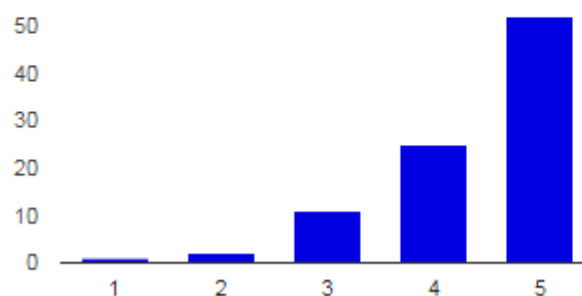
Not at all: 1	1	1.1%
2	6	6.6%
3	9	9.9%
4	34	37.4%
Very much: 5	41	45.1%

### Behaviour is generally good in my school.



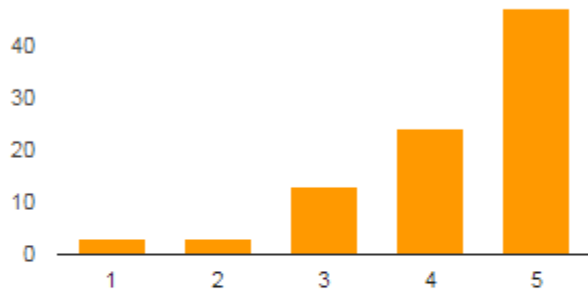
Not at all: 1	3	3.3%
2	7	7.7%
3	23	25.3%
4	33	36.3%
Very much: 5	25	27.5%

### Adults help to deal with any bullying effectively.



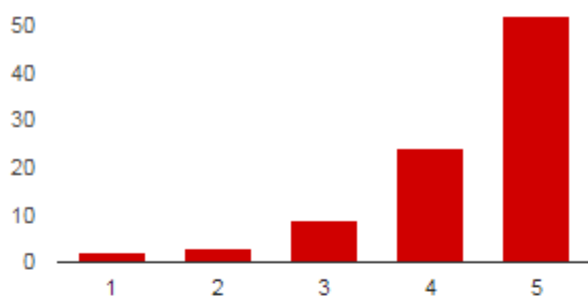
Not at all: 1	1	1.1%
2	2	2.2%
3	11	12.1%
4	25	27.5%
Very much: 5	52	57.1%

**Adults at school listen to me and pay attention to what I say.**



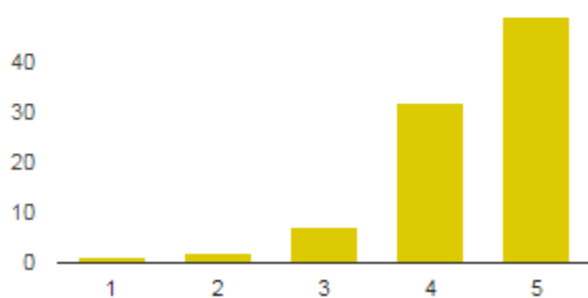
Not at all:	1	3	3.3%
	2	3	3.3%
	3	13	14.4%
	4	24	26.7%
Very much:	5	47	52.2%

**The committees are good at helping make changes or lead improvements.**



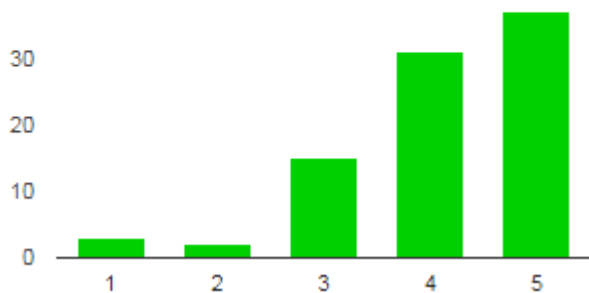
Not at all:	1	2	2.2%
	2	3	3.3%
	3	9	10%
	4	24	26.7%
Very much:	5	52	57.8%

**I have the chance to succeed.**



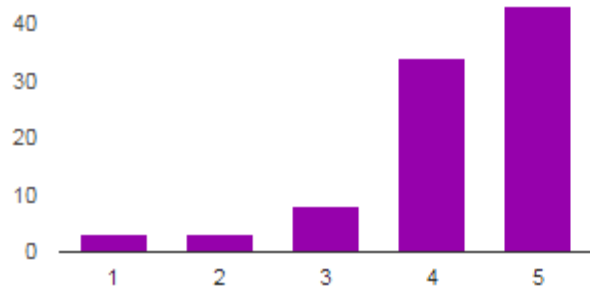
Not at all:	1	1	1.1%
	2	2	2.2%
	3	7	7.7%
	4	32	35.2%
Very much:	5	49	53.8%

**My achievements are celebrated.**



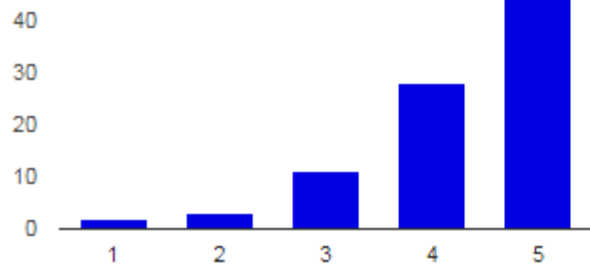
Not at all:	1	3	3.4%
	2	2	2.3%
	3	15	17%
	4	31	35.2%
Very much:	5	37	42%

### I know how well I am doing in my learning.



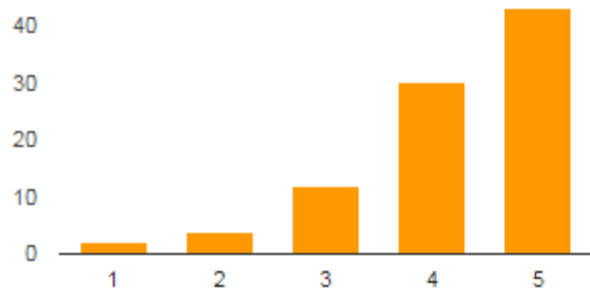
Not at all:	1	3	3.3%
	2	3	3.3%
	3	8	8.8%
	4	34	37.4%
Very much:	5	43	47.3%

### Adults explain to me how to improve my work.



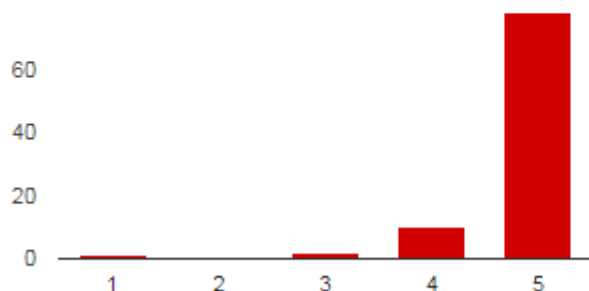
Not at all:	1	2	2.2%
	2	3	3.3%
	3	11	12.1%
	4	28	30.8%
Very much:	5	47	51.6%

### My lessons are interesting and fun.



Not at all:	1	2	2.2%
	2	4	4.4%
	3	12	13.2%
	4	30	33%
Very much:	5	43	47.3%

### The Head Teacher in my school does a good job.



Not at all:	1	1	1.1%
	2	0	0%
	3	2	2.2%
	4	10	11%
Very much:	5	78	85.7%

## **Next steps**

- Track wellbeing indicators as part of profiling process and create class/school actions following this.
- Repeat Health and Wellbeing Week first week of January each session
- Continue to improve behaviour – support through review of committee groups
- Bullying – children feel this has really worked this year. Consider use of animation to support this again next year. Discuss with Pupil Learning Council what has made this so successful this year so that it can be continued. Continue work through texts related to Equality and Diversity.
- More play equipment added to the playground in the weeks following the questionnaire (waiting for improved weather to organise new resources)
- Further increase outdoor learning – outdoor learning week/afternoon? Difficulties with supervision when whole school.
- Increase art
- Reading challenges – discuss with pupils and staff
- All children having a say – increase through review of committee groups next session
- Bin at football pitch – to be arranged with Eco Committee